

3DMakerpro  
Professional Handheld 3D Scanner

Tech Specs

|                      |               |                                      |         |                        |                 |
|----------------------|---------------|--------------------------------------|---------|------------------------|-----------------|
| Accuracy             |               | 0.1mm (macro core)                   |         | 0.05mm (micro core)    |                 |
| Resolution           |               | 0.5mm (macro core)                   |         | 0.2mm (micro core)     |                 |
| Work Distance        |               | 650±250mm (macro core)               |         | 300±100mm (micro core) |                 |
| Single Capture Range |               | 536×371mm (macro core)               |         | 300×200mm (micro core) |                 |
| Frame Rate           | 10fps         | Light Source                         | NIR/LED | Color                  | 24-bit          |
| Dimensions           | 230×148×188mm | Weight                               | ≤1500g  | Output                 | OBJ/STL/ASC/PLY |
| Compatible System    |               | Win10/11    MacOS 11/12 (Support M1) |         |                        |                 |

Compatible Design Software

|              |        |         |       |           |         |           |           |
|--------------|--------|---------|-------|-----------|---------|-----------|-----------|
| UnrealEngine | Rhino  | Blender | Maya  | Meshmixer | MeshLab | TinkerCAD | SketchUp  |
| SolidWorks   | ZBrush | Unity3D | 3DMax | Cinema4D  | Mudbox  | Genmagic  | Fusion360 |

<http://www.3dmakerpro.com/>  
<https://www.jimuyida.com/>  
+86 400-080-9959  
1494308589  
jimuyida1  
service@jimuyida.com  
21CD, No. 9996 Shennan Avenue, Shenzhen, China 518057



Whale

All

in

Control.



Big.  
Small.



Whale is a professional and super-powerful 3D scanner.

With two cores both in one, Whale is able to scan large-sized objects by activating its macro core; while captures the greatest details of small-sized objects with the micro core at work, achieving an accuracy of up to 0.05mm.

Besides, the advanced NIR optical projection device inside of Whale ensures its easy work outdoors even in strong light.

The intelligent built-in software of Whale is capable of effective restoration of editing on 3D models, which are applicable in various fields such as 3D printing, reverse engineering, prototype design, industrial testing, healthcare, digitalization of cultural relics, education and e-commerce.

***Big. Small.***  
***All in Control.***



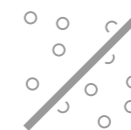
## Multispectral Technology

Whale's multi-spectral optical projection device can keep the visible light away and allows easy and accurate scanning even under bright light.



## Multi-scan Modes

In the turntable mode, pairing with a tripod and electric turntable, the automatic 3D scanning can generate a 3D model effortlessly within just one click; in the handheld mode, Whale allows you to scan large objects at ease and supports mobile work outdoors when powered by a power bank; turntable plus handheld mode creates endless possibilities for fast model-building and finest details-capturing.



## No Markers Required

Featuring high-speed and real time AI visual tracking technique, Whale makes 3D modeling as easy as video taking, leading 3D modeling to even more households. Manual markers are a thing of the past!

### AI DOF(depth of field) Calculation

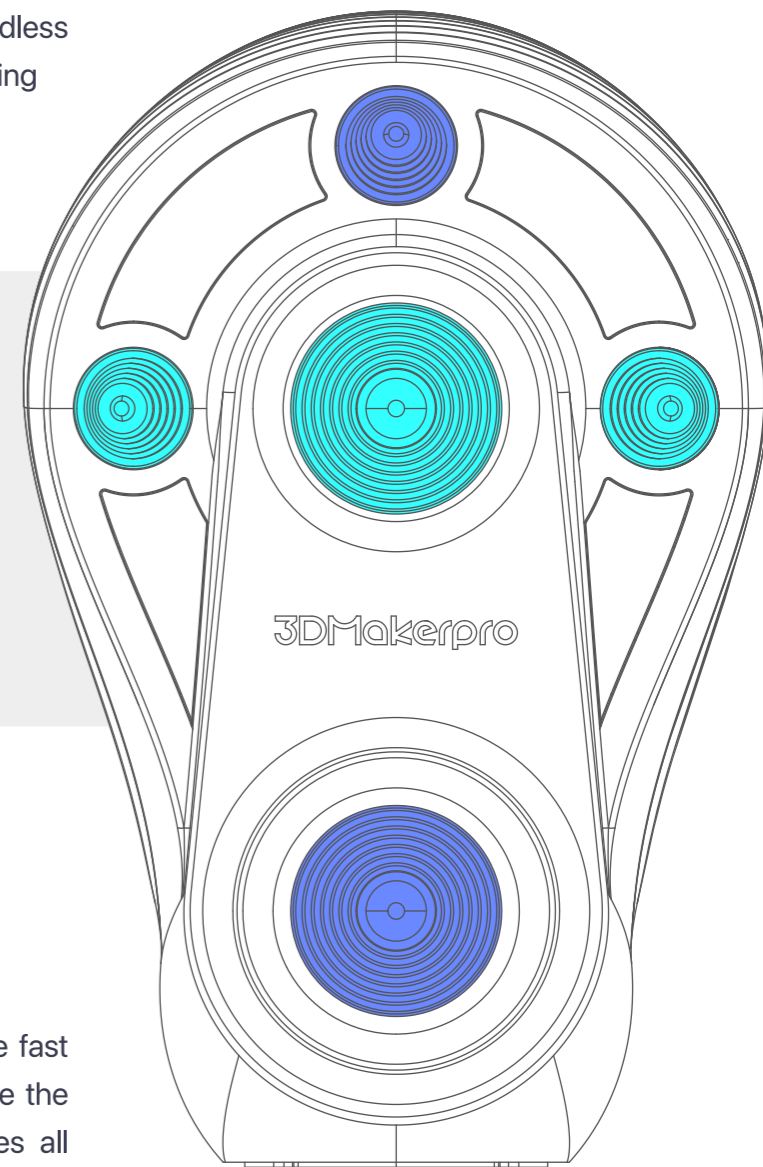
**Macro Core** ●  
fast scan of whole object

**Micro Core** ●  
capture the fine details



## Dual-core in One

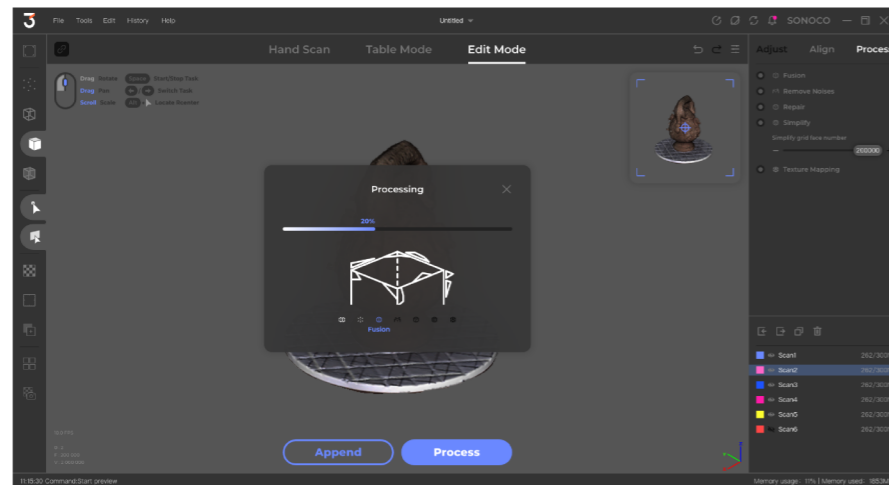
The macro core is in charge of the fast scanning of the whole object, while the micro core simultaneously captures all the fine details.





## AI-empowered

Through the ensemble algorithms inside, the powerful built-in software is not only compatible with Win10 and MacOS both, but supports automatic alignment of models in different postures, denoising, simplifying, repair and texture mapping.



## Realistic Color

Whale comes with a professional-level color kit and supports the shooting of complex colors and textures with mainstream DSLR cameras and mirrorless cameras. Whale will automatically map the colors to the models to achieve true color fidelity.



## Exquisite Design

The streamlined body, metal casing and modest color embody Whale's professional quality. The physical buttons on the handle save you from struggles with keyboard and mouse; with the built-in software working together, the whole scanning can be done with one single hand.

